

SUPERCHARGE YOUR MUNICIPAL BUSINESS

with



Subsidiary of Federal Signal Corporation

**A Unique System of Hoists and
Interchangeable Truck Bodies Designed to
Triple the Capacity of Municipal Fleets**

UPFIT YOUR TRUCK TODAY

- 60" CA - 138" CA Trucks
- Diesel Trucks
- Electric Trucks
- Gas Trucks
- New Trucks
- Current Trucks
- Permanent Mount Trucks

Current Patents: US 11,214,186 B2, US 11,247,623 B2, and US 11,433,837 B1.
Multiple Patents Pending.

Full disclosure, it's not possible to upfit every single make and model of every truck ever produced, but we might have the right hoist and truck bodies to help you transform yours.

SWITCH-N-GO® IS AN IDEAL SOLUTION FOR MUNICIPALITY CHALLENGES

Switch-N-Go® hoist systems paired with our interchangeable truck bodies allow municipalities to maximize the efficiency of their fleet, manage their budget by reducing the number of idle trucks, and greatly expand their capabilities.

- Ideal for most chassis cab types with a GVWR of 13,500-33,000 lbs
- Compatible with vehicles ranging from 60" CA to 138" CA
- Quickly and safely change bodies in under three minutes
- 30+ truck bodies allow you to choose bodies, not trucks

MUNICIPALITY CHALLENGES

Many of their trucks sit idle 3 out of 4 seasons which negatively impacts their fleet efficiency and return on investment.

- Budget Restraints
- Fleet Restraints
- Idle Trucks
- Workers Comp Claims



SWITCH-N-GO® SOLUTION FOR MUNICIPALITIES

The Switch-N-Go interchangeable truck body system allows a single truck to do the work of 3. Whether they are a state level DOT, large city fleet manager, or township trustee, Switch-N-Go® delivers solutions that:

- Maximize budget dollars
- Keeps workers safe
- Provides teams with the right tool for every job

Other Switch-N-Go® Highlights:

- One Truck with Multiple Bodies
- Additional Services
- Multi-Seasonal Use
- Ground Level Loading
- Faster Response Time
- Greater Job Efficiency
- 3 Minute Changeover
- Maneuverability
- Non-CDL Trucks
- Significantly Lower Total Cost of Ownership



Switch-N-Go® can provide a pathway to augment lost business due to chassis shortages while improving your margins and strengthening your relationships with your customers.

With advantages over traditional permanent mount and hooklift units, Switch-N-Go® offers endless opportunities for municipalities to minimize investment and optimize their fleets.

One truck can do the work of three, reducing the amount of vehicles and increasing your work force. Multiple bodies allows for job staging and quick interchangeability.

TRUCK EQUIPMENT UPFITTER CHALLENGES

- Lack of trucks to build
- Underutilized shop personnel
- Sales teams with limited things to sell and deliver

SWITCH-N-GO SOLUTIONS FOR DISTRIBUTORS

- Opportunity to convert existing class 3-7 trucks - we don't need a new truck!
- Creates high value levels for customers with low risk and low cost (less than a new truck)
- Provides ways for municipalities to utilize budget dollars to improve fleets
- Fosters stronger relationships with end users and fleets
- 2%-5% municipal discounts
- Best return on labor in the truck equipment industry

Sourcewell 

Awarded Contract

Contract # 101221-VTR

Put That New Truck to Work!

Our system is compatible with many work trucks on the market, including electric.

New Truck Not Required

Repurpose your existing work truck with the our system - one truck can do the work of three.

Our System Pairs Well with EV Trucks

Together they create a unique and versatile work truck solution.

Patented Hoist System
US 11,214,186 B2

Patented Bumper System
US 11,433,837 B1
US 11,247,623 B2

CUSTOMIZE YOUR SWITCH-N-GO® SYSTEM

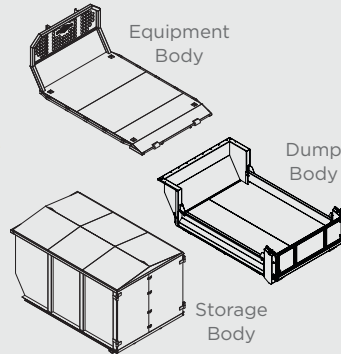
It all revolves around the truck. The system is designed for class 3-7 chassis cab vehicles with a GVW of 13,500-33,000 lbs and a cab-to-axle of 60-138”.

Buy a truck or convert an existing in-service truck

Select a dealer to upfit your truck with the Switch-N-Go® system

Purchase a few truck bodies to suit your business model


Now your one truck can do the work of three



SWITCH-N-GO
Division of Vehicle Specialties

HOIST SYSTEM

Available in electric-over-hydraulic (E-Series) and full hydraulic (H-Series), the Switch-N-Go® hoist systems help you work safely at ground level by unloading bodies to the ground.



Patent: US 11,214,186 B2



Full hydraulic hoist system built for heavy duty workloads. Ideal for class 5-7 chassis cab vehicles with a GVWR of 16,001 lbs - 33,000 lbs.



Electric powered hydraulic hoist system for medium duty workloads. Ideal for class 3-7 chassis cab vehicles with a GVWR of 13,500 lbs - 26,000 lbs. The system is designed to handle 6 fully loaded winch draws per day.

60" CA INTERCHANGEABLE TRUCK BODY SYSTEM

REDESIGNED FOR EASE OF OPERATION

The 9' standard Switch-N-Go® hoist fits on a short 60" CA chassis and boasts exclusive and patent pending apron bodies for most bodies available for this class. Fits class 5 Ford, Ram, and Chevy 60" CA straight frame chassis.



FEATURES

- Superior weight load distribution to maximize payload capabilities
- Patent pending apron bodies
- Safe loading and load management

BODIES AVAILABLE FOR 60" CA:

- Dump Body
- Flatbed Body
- Service Body
- Workready™ Subframe
- Drop Box

DROP BOX

A LANDSCAPER
FAVORITE

This multi-functional body supports a multitude of jobs from carrying bulk mulch to a jobsite, transporting equipment, and can even act as a dump body.



STEEL DUMP BODY

The Switch-N-Go® Dump Body is the ideal “do-it-all” truck body for your workforce. Effortlessly haul materials and equipment to and from your job sites.



FEATURES

- Ramp gate for drive-on convenience
- 12” side height & 24” tailgate height
- Optional extended board pockets

ALUMINUM DUMP BODY

FEATURES

- Lightweight build for additional payload
- Superior corrosion resistance
- Double acting ramp/dump gate
- Manual front release tailgate
- Double/walled folding sides
- Single piece floor
- Compatible with 11’ Switch-N-Go® hoist systems



WORKREADY™ SUBFRAME AND SALT SPREADER BODY

Engineered to increase vehicle payload and operator visibility while decreasing corrosion from material build-up complete with retractable deck legs that allow for single person operation.



FEATURES

- High quality zinc prime & powder coated finish
- Guaranteed compatible with Switch-N-Go® hoist
- D-Rings in each corner to secure equipment
- Lightweight retractable legs
- Expanded metal side deck
- Simple bulkhead for visibility
- 10,000 lbs load operation



SUBFRAME

LIMITLESS BODY
CUSTOMIZATION

Directly mount equipment or truck bodies to a subframe to make them compatible with the Switch-N-Go® system. Upfit the accessory needed for your business to haul materials, spread salt, or other custom configurations all with ground level loading and unloading.

FEATURES

- High quality zinc prime & powder coated finish
- Compatible with 9’ to 14’ Switch-N-Go® systems
- Sloped front design for guaranteed operation with Switch-N-Go® system
- Integrated body stops
- Reinforced plate
- Lightweight design
- Ready-to-upfit design



STORAGE BODY

Built to securely store items on-site, the storage body is great for transporting large amount of tools and can double as portable work office.



ARBOR BODY WITH REMOVABLE SECTIONAL ROOF

ONE PIECE ROOF ALSO AVAILABLE

Built to suit the needs of the arbor industry, the Arbor Body with Sectional Roof has a lower gate height option to accommodate chippers and can easily be used to haul materials or equipment.



FEATURES


- High quality zinc prime & powder coated finish
- Standard 6" steel dump body ground rollers
- Side height 51", plus 24" roof
- Single piece option available

FLATBED

The Switch-N-Go® Flatbed is the ideal equipment hauler with ground level loading and large payload capacity.

FEATURES

- Low profile 4" steel ground rollers
- 24" on center stake pockets
- Laser cut window in bulkhead
- Lightweight design
- 4-Corner chain keyholes

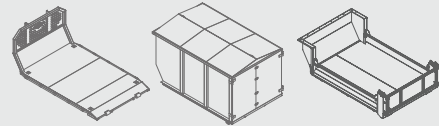


CONVERT YOUR EXISTING TRUCK TO GET MORE OUT OF YOUR EQUIPMENT



Converting a permanent mount truck to the Switch-N-Go® system gives you the ability to use 30+ different interchangeable truck bodies.

Your single use truck immediately turns into an all-season workhorse.



For over two decades, Switch-N-Go® has been providing solutions to businesses that want a work truck that can do more. Our interchangeable truck body solution has advantages over hooklift and permanent mount units. With hoist systems available in electric-over-hydraulic (E-Series) and full hydraulic (H-Series), Switch-N-Go® offers endless opportunities to maximize investment and optimize the work day.

Switch-N-Go® owners get the power of a full fleet in just one truck. This versatility allows owners to build their ideal work truck by matching the system they need with the chassis they want. The best part? The system is bolt-on, allowing you to transfer between chassis. Convert your permanent mount system to Switch-N-Go® and when you're ready for a new truck, the system can come with you.

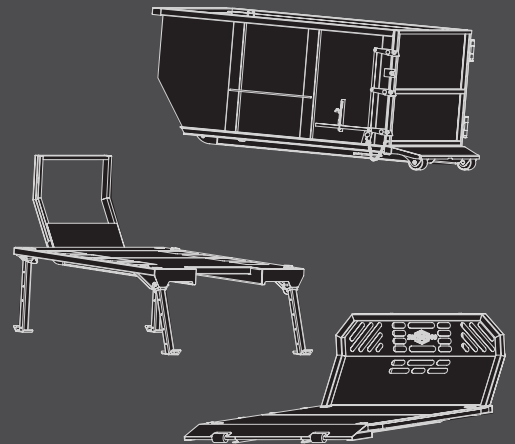
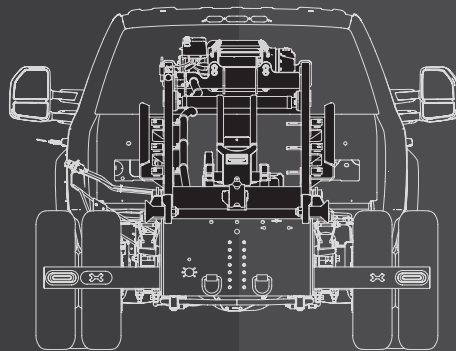
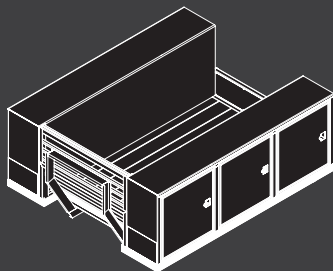
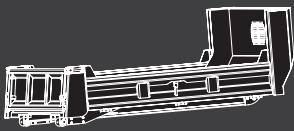
INTRODUCING THE ONE AND ONLY

CLASS 3 INTERCHANGEABLE TRUCK BODY SYSTEM*

FITS CLASS 3 FORD, RAM, AND CHEVY 60" CA STRAIGHT FRAME CHASSIS

Lightweight construction to help maximize payload
Low profile design

* Patents
Pending



DROP BOX MDRB-839A-SS

Haul anything from debris, materials, and equipment. The Drop Box is a perfect addition for any industry as your go to container.

SERVICE BODY

Manufactured in a lightweight aluminum design to provide additional payload and superior corrosion resistance. The storage compartments have adjustable shelves and dividers.

9' HOIST

The Switch-N-Go® hoist system is simple to operate and allows a crew to work safely with ground level loading and unloading.

FLATBED

Designed with a flat surface for hauling large equipment, the Flatbed is your go to hauler for industries such as landscaping, tree care, and more.

WORKREADY™ SUBFRAME

Engineered to increase vehicle payload and operator visibility while decreasing corrosion from material build-up. Retractable deck legs provide quick and efficient loading and unloading.

ALUMINUM 9' DUMP BODY

With a 2-way tailgate features a fold down gate for drive-on convenience and a dump gate that makes dumping materials easier than ever.



Subsidiary of Federal Signal Corporation



AMERICA'S ORIGINAL INTERCHANGEABLE TRUCK BODY SYSTEM MANUFACTURER

21+

Years in business as an **American Made** manufacturer in Pennsylvania

67,500

Square feet of **Manufacturing Space** to maintain industry leading lead times

100+

Authorized Switch-N-Go® Dealers located across the United States



If you have questions about Switch-N-Go® products, give us a call or reach out to a dealer in your area.



Switch-N-Go® Dealer Locator

www.switchngo.com/find-a-dealer

888-311-0867 • info@switchngo.com